

PLEASE CLICK ON THE PAGE NUMBER TO MOVE TO THE RELEVANT PAGE.

KEY HIGHLIGHTS

Update

Aeon Thana Sinsap (Thailand) (AEONTS TB/BUY/Bt99.25/Target: Bt140.00) Page 2
1QFY26 results preview: Share repurchasing should help to limit downside.

KEY INDICES

Symbol	Close	Chg	%Chg
SET	1,139.16	3.92	0.35
SET50	739.49	3.34	0.45
Value (Btm) - SET	26,840		
Top 5 Sector			
BANK	396.95	3.91	0.99
PETRO	470.02	10.08	2.19
PROP	139.45	0.19	0.14
ENERG	15,078.71	20.33	0.14
ICT	191.34	0.05	0.03

Source: Bloomberg

TOP VOLUME

Symbol	Close (Baht)	+/- (% Chg)	5-day ADT (BTm)
PTT	30.00	0.00	1,681.5
KBANK	156.00	0.65	1,808.7
SCB	120.50	2.99	1,229.5
KTB	22.30	0.90	1,184.4
DELTA	99.50	0.00	2,008.1

TOP GAINERS

Symbol	Close (Baht)	+/- (% Chg)	5-day ADT (BTm)
WAVE	0.03	50.00	0.8
TWZ	0.04	33.33	0.3
24CS	1.45	20.83	56.4
ETE	0.74	17.46	0.1
SPG	14.20	17.36	0.0

TOP LOSERS

Symbol	Close (Baht)	+/- (% Chg)	5-day ADT (BTm)
SDC	0.03	(25.00)	0.3
CIG	0.03	(25.00)	0.3
CV	0.07	(12.50)	1.1
CHO	0.07	(12.50)	0.2
GTV	0.08	(11.11)	0.3

*ADT: Average daily turnover

KEY STATISTICS

Commodity	Current Price	%Chg		
		1m	3M	YTD
Brent crude*	66.7	5.1	(2.1)	(8.6)
Dubai crude*	67.0	5.4	(5.7)	(10.7)
Baltic Dry Index	1,680.0	29.3	17.0	68.5
Gold Spot***	3,330.9	0.2	14.2	26.9

*(US\$/bbl), *** (US\$/toz)

FOREIGN PORTFOLIO INVESTMENT IN EQUITIES (THAILAND)

Day (Mil US\$)	MTD Net (Mil US\$)	YTD Net (Mil US\$)	YTD Net YoY%
43.9	(35.1)	(2,127.9)	1,505.6

Source: Bloomberg

Foreign Exchange Rate - THB/US\$ (onshore) = 32.64

Interest Rate (%) - TH Policy Rate = 2.00

Thai Lending Rate (%)* - MLR = 6.90

COMPANY UPDATE

Aeon Thana Sinsap (Thailand) (AEONTS TB)

1QFY26 Results Preview: Share Repurchasing Should Help To Limit Downside

AEONTS will announce its 1QFY26 earnings results on 9 Jul 25. We expect the company to post a 1QFY26 net profit of Bt751m (+43% yoy, +4% qoq). AEONTS guides that it typically sells written-off receivables twice a year. Meanwhile, the share repurchase programme should help to limit share price downside. Currently, AEONTS has already bought back 1.12m shares, accounting for 44.6% of the total budget. Maintain BUY. Target price: Bt140.00.

1QFY26 RESULTS PREVIEW (MAR-MAY 25)

Year to 28 Feb (Btm)	1QFY26F	4QFY25	1QFY25	qoq chg (%)	yoy chg (%)
Total gross loans	93,143	88,948	91,453	4.7	1.8
Net interest income	4,016	3,930	4,098	2.2	(2.0)
Non-interest income	814	896	851	(9.1)	(4.3)
Loan loss provision	(1,822)	(1,356)	(2,089)	34.3	(12.8)
Non-Interest Expenses	(2,027)	(2,266)	(2,188)	(10.5)	(7.4)
Pre-provision operating profit	2,803	2,559	2,760	9.5	1.6
Net income	751	725	524	3.5	43.2
EPS (Bt)	3.00	2.90	2.10	3.5	43.2
Ratio (%)					
NPL Ratio	5.0%	5.2%	5.4%		
Loan loss coverage ratio (%)	150%	154%	168%		
Net interest margin (NIM %)	17.5%	17.6%	17.9%		
Credit cost (bp)	789	598	905		
Cost to income (%)	42%	47%	44%		

Source: AEONTS, UOB Kay Hian

WHAT'S NEW

- **Expect 1QFY26 earnings to increase qoq.** We expect Aeon Thana Sinsap (Thailand) (AEONTS) to report a 1QFY26 net profit of Bt751m, up 43% yoy and 4% qoq. AEONTS guides that it typically sells written-off receivables twice a year. We expect a gain from the sale of written-off receivables in 2QFY26, as this often occurs in the second quarter of each financial year. We foresee the company's pre-provision operating profit increasing 2% yoy and 10% qoq in 1QFY26.
- **Translate guidance into FY26 financial year targets.** Management guides for loan growth in FY26 to be around twice the GDP, implying loan growth of 5-6% yoy. Meanwhile, AEONTS expects a reduction in credit cost yoy in FY26 with funding costs in the range of 3.00-3.25%. We reckon there are still many uncertainties ahead, which is why AEONTS has not provided clear financial targets for FY26. Additionally, AEONTS noted that it typically sells written-off receivables twice a year (in 1H and 2H). However, the timing of such sales depends on internal policy and market conditions, so there is no confirmed timeline.

KEY FINANCIALS

Year to 28 Feb (Btm)	FY24	FY25	FY26F	FY27F	FY28F
Net interest income	16,605	16,125	16,482	17,133	17,561
Non-interest income	3,198	3,732	3,367	3,380	3,420
Net profit (rep./act.)	3,259	2,860	3,015	3,286	3,363
Net profit (adj.)	3,259	2,860	3,015	3,286	3,363
EPS (Bt)	13.0	11.4	12.1	13.1	13.5
PE (x)	7.6	8.7	8.2	7.6	7.4
P/B (x)	1.0	1.0	0.9	0.8	0.8
Dividend yield (%)	5.5	5.2	5.5	6.2	6.3
Cost/income (%)	17.9	17.9	18.1	17.9	17.6
Loan loss cover (%)	42.4	44.2	42.3	43.0	43.2
Consensus net profit	182.8	153.8	150.0	145.0	143.0
UOBKH/Consensus (x)	-	-	3,140	3,524	3,493

Source: AEONTS, Bloomberg, UOB Kay Hian

BUY

(Maintained)

Share Price	Bt99.25
Target Price	Bt140.00
Upside	+41.1%
(Previous TP)	Bt152.00)

COMPANY DESCRIPTION

AEONTS is a non-bank consumer finance operator that mainly provides personal loans and credit cards to customers. The company principally focuses on the middle- to lower-income groups.

STOCK DATA

GICS sector	Financials
Bloomberg ticker:	AEONTS TB
Shares issued (m):	248.9
Market cap (Btm):	24,701.7
Market cap (US\$m):	755.9
3-mth avg daily t'over (US\$m):	0.9

Price Performance (%)

52-week high/low Bt148.00/Bt97.75

1mth	3mth	6mth	1yr	YTD
(4.1)	(6.4)	(20.6)	(32.7)	(22.5)

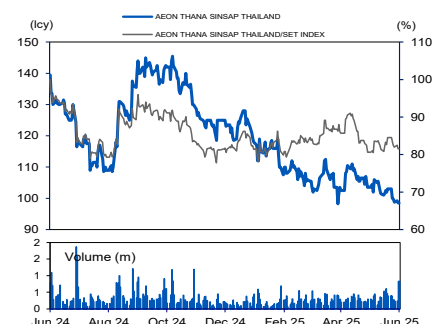
Major Shareholders

	%
AEON Financial Service Co., Ltd. / Japan	35.1
ACS Capital Corporation Limited	19.2
AEON Holdings (Thailand) Co., Ltd	8.8

FY25 NAV/Share (Bt) 110.92

FY25 Solvency Ratio (%)

PRICE CHART



Source: Bloomberg

ANALYST(S)

Thanawat Thangchadakorn
+662 090 3360
thanawat@uobkayhian.co.th

STOCK IMPACT

- **Expect a rise in credit cost qoq in 1QFY26.** In light of the risks from the earthquake and US tariffs, management indicated that the earthquake had an insignificant impact, as there were few requests for assistance from debtors. Meanwhile, exposure to the manufacturing sector - affected by US tariff concerns - is minimal. AEONTS reported healthy debt collection and positive asset quality trends from Jan-Mar 25, and it expects a favourable asset quality outlook for FY26. However, given the worsening economic outlook, we believe the company will need to increase credit costs qoq in 1QFY26 as a precaution. That said, we expect the NPL ratio to improve qoq to 5.0% in 1QFY26.
- **Share repurchase programme should help to limit share price downside.** AEONTS announced a share repurchase programme for financial management purposes, with a maximum amount not exceeding Bt390m. The number of shares to be repurchased is approximately 1% of total issued shares (2.5m shares). The programme will run for six months, from 22 May 25 to 21 Nov 25. We view this action positively, as it should support ROE and help limit downside risk to the share price. As of 30 May 25, AEONTS had already repurchased 1.12m shares, representing 44.6% of the total budgeted amount.

EARNINGS REVISION/RISK

- **We revised our FY26-28 earnings forecasts downward** by 2.6%, 2.2%, and 2.3% respectively. We have revised down our earnings forecasts, as we believe the company will need to build a cushion by increasing credit costs from previous assumptions.

NET PROFIT FORECASTS

(Btm)	FY26F	FY27F	FY28F
Old	3,096	3,361	3,442
New	3,015	3,286	3,363
% chg	-2.6%	-2.2%	-2.3%

Source: UOB Kay Hian

VALUATION/RECOMMENDATION

- **Maintain BUY with a lower target price of Bt140.00.** We use the Gordon Growth Model with cost of equity at 13.0% and a long-term growth rate of 3.0%. Our target price implies 1.3x FY26F P/B, which is slightly above -1SD to its five-year average.

SHARE PRICE CATALYST

- Stimulus package from the government to improve domestic spending and repayment.

ENVIRONMENTAL, SOCIAL, GOVERNANCE (ESG)

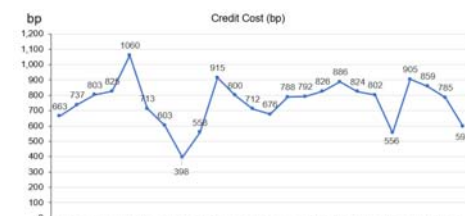
CG Report: 5
SET ESG Rating: N/A
<ul style="list-style-type: none"> • Environmental <ul style="list-style-type: none"> - Reducing paper and plastic usage. The company plans to convince 100% of customers to switch to e-statements in the next 3-5 years. - Electrical energy, water, and fuel energy management. The company is focusing on clean energy consumption. • Social <ul style="list-style-type: none"> - Number of complaints and disputes from the community. The company plans to handle complaints and disputes with a satisfaction rate of 85% within the next few years. • Governance <ul style="list-style-type: none"> - The number of complaints regarding violations of the company's ethics and policies and incidents of corporate corruption should be less than five in the next 2-3 years.

LOAN PORTFOLIO (4QFY25)



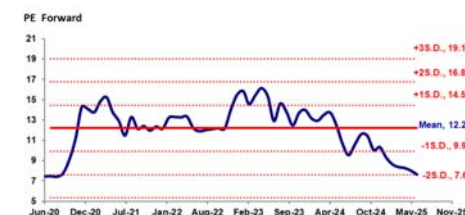
Source: AEONTS, UOB Kay Hian

CREDIT COST (BP)



Source: AEONTS, UOB Kay Hian

PE BAND



Source: AEONTS, UOB Kay Hian

P/B BAND



Source: AEONTS, UOB Kay Hian

PROFIT & LOSS

Year to 28 Feb (Btm)	FY25	FY26F	FY27F	FY28F
Interest income	18,370	18,609	19,055	19,437
Interest expense	(2,245)	(2,128)	(1,922)	(1,876)
Net interest income	16,125	16,482	17,133	17,561
Fees & commissions	829	826	853	882
Other income	2,902	2,542	2,527	2,538
Non-interest income	3,732	3,367	3,380	3,420
Total income	19,856	19,849	20,513	20,981
Staff costs	(8,585)	(8,203)	(8,606)	(8,834)
Other operating expense	(191)	(200)	(210)	(221)
Pre-provision profit	11,081	11,445	11,697	11,926
Loan loss provision	(7,233)	(7,500)	(7,398)	(7,526)
Other provisions	0	0	0	0
Associated companies	0	0	0	0
Other non-operating income	0	0	0	0
Pre-tax profit	3,848	3,945	4,299	4,400
Tax	(897)	(789)	(860)	(880)
Minorities	(90)	(141)	(153)	(157)
Net profit	2,860	3,015	3,286	3,363
Net profit (adj.)	2,860	3,015	3,286	3,363

BALANCE SHEET

Year to 28 Feb (Btm)	FY25	FY26F	FY27F	FY28F
Cash with central bank	3,571	3,555	3,741	3,883
Govt treasury bills & securities	0	0	0	0
Interbank loans	0	0	0	0
Customer loans	81,808	85,063	90,241	94,089
Investment securities	0	0	0	0
Derivative receivables	0	0	0	0
Associates & JVs	0	0	0	0
Fixed assets (incl. prop.)	610	433	384	374
Other assets	5,475	6,274	6,727	7,036
Total assets	91,464	95,325	101,093	105,381
Interbank deposits	0	0	0	0
Customer deposits	0	0	0	0
Derivative payables	0	0	0	0
Debt equivalents	58,844	60,648	64,396	66,766
Other liabilities	5,566	6,084	6,404	6,669
Total liabilities	64,410	66,733	70,801	73,436
Shareholders' funds	26,051	27,730	29,583	31,393
Minority interest - accumulated	636	496	343	186
Total equity & liabilities	91,097	94,958	100,726	105,014

OPERATING RATIOS

Year to 28 Feb (Btm)	FY25	FY26F	FY27F	FY28F
Capital Adequacy				
Total assets/equity (x)	3.5	3.4	3.4	3.4
Tangible assets/tangible common equity (x)	3.6	3.5	3.5	3.5
Asset Quality				
NPL ratio	5.1	4.8	4.5	4.3
Loan loss coverage	153.8	150.0	145.0	143.0
Loan loss reserve/gross loans	8.0	8.1	7.6	7.4
Increase in NPLs	2.4	(3.8)	(1.4)	(0.8)
Credit cost (bp)	792.6	818.2	775.1	754.6
Liquidity				
Loan/deposit ratio	151.6	151.4	150.2	150.3
Liquid assets/short-term liabilities	6.7	6.6	6.6	6.6
Liquid assets/total assets	3.9	3.7	3.7	3.7

KEY METRICS

Year to 28 Feb (Btm)	FY25	FY26F	FY27F	FY28F
Growth				
Net interest income, yoy chg	(2.9)	2.2	4.0	2.5
Fees & commissions, yoy chg	(4.1)	(0.4)	3.4	3.4
Pre-provision profit, yoy chg	(2.8)	3.3	2.2	2.0
Net profit, yoy chg	(12.2)	5.4	9.0	2.4
Net profit (adj.), yoy chg	(12.2)	5.4	9.0	2.4
Customer loans, yoy chg	(1.5)	4.0	6.1	4.3
Profitability				
Net interest margin	17.9	18.1	17.9	17.6
Cost/income ratio	44.2	42.3	43.0	43.2
Adjusted ROA	3.1	3.2	3.3	3.4
Reported ROE	11.3	11.2	11.5	11.4
Adjusted ROE	11.3	11.2	11.5	11.4
Valuation				
P/BV (x)	1.0	0.9	0.8	0.8
P/NTA (x)	98.3	92.9	87.4	82.5
Adjusted P/E (x)	8.7	8.2	7.6	7.4
Dividend Yield	5.2	5.5	6.2	6.3
Payout ratio	45.3	45.5	46.6	46.2

Disclosures/Disclaimers

This report is prepared by UOB Kay Hian Securities (Thailand) Public Company Limited (“UOBKHST”), which is a licensed corporation providing Securities Brokerage, Securities Dealing, Underwriting, Derivative Agent and Financial Advisory in Thailand.

This report is provided for information only and is not an offer or a solicitation to deal in securities or to enter into any legal relations, nor an advice or a recommendation with respect to such securities.

This report is prepared for general circulation. It does not have regard to the specific investment objectives, financial situation and the particular needs of any recipient hereof. Advice should be sought from a financial adviser regarding the suitability of the investment product, taking into account the specific investment objectives, financial situation or particular needs of any person in receipt of the recommendation, before the person makes a commitment to purchase the investment product.

This report is confidential. This report may not be published, circulated, reproduced or distributed in whole or in part by any recipient of this report to any other person without the prior written consent of UOBKHST. This report is not directed to or intended for distribution to or use by any person or any entity who is a citizen or resident of or located in any locality, state, country or any other jurisdiction as UOBKHST may determine in its absolute discretion, where the distribution, publication, availability or use of this report would be contrary to applicable law or would subject UOBKHST and its connected persons (as defined in Notification of the Capital Market Supervisory Board No. TorChor. 21/2551 and the Securities and Exchange Act of Thailand) to any registration, licensing or other requirements within such jurisdiction.

The information or views in the report (“Information”) has been obtained or derived from sources believed by UOBKHST to be reliable. However, UOBKHST makes no representation as to the accuracy or completeness of such sources or the Information and UOBKHST accepts no liability whatsoever for any loss or damage arising from the use of or reliance on the Information. UOBKHST and its associate may have issued other reports expressing views different from the Information and all views expressed in all reports of UOBKHST and its connected persons are subject to change without notice. UOBKHST reserves the right to act upon or use the Information at any time, including before its publication herein.

Except as otherwise indicated below, (1) UOBKHST, its associates and its officers, employees and representatives may, to the extent permitted by law, transact with, perform or provide broking, underwriting, corporate finance-related or other services for or solicit business from, the subject corporation(s) referred to in this report; (2) UOBKHST, its associate and its officers, employees and representatives may also, to the extent permitted by law, transact with, perform or provide broking or other services for or solicit business from, other persons in respect of dealings in the securities referred to in this report or other investments related thereto; (3) the officers, employees and representatives of UOBKHST may also serve on the board of directors or in trustee positions with the subject corporation(s) referred to in this report. (All of the foregoing is hereafter referred to as the “Subject Business”); and (4) UOBKHST may otherwise have an interest (including a proprietary interest) in the subject corporation(s) referred to in this report.

As of the date of this report, no analyst responsible for any of the content in this report has any proprietary position or material interest in the securities of the corporation(s) which are referred to in the content they respectively author or are otherwise responsible for.

IMPORTANT DISCLOSURES FOR U.S. PERSONS

This research report is prepared by UOBKHST, a company authorized, as noted above, to engage in securities and derivative activities in Thailand. UOBKHST is not a registered broker-dealer in the United States and, therefore, is not subject to U.S. rules regarding the preparation of research reports and the independence of research analysts. This research report is provided for distribution by UOBKHST (whether directly or through its US registered broker dealer affiliate named below) to “major U.S. institutional investors” in reliance on the exemption from registration provided by Rule 15a-6 of the U.S. Securities Exchange Act of 1934, as amended (the “Exchange Act”). All US persons that receive this document by way of distribution from or which they regard as being from UOBKHST by their acceptance thereof represent and agree that they are a major institutional investor and understand the risks involved in executing transactions in securities.

Any U.S. recipient of this research report wishing to effect any transaction to buy or sell securities or related financial instruments based on the information provided in this research report should do so only through UOB Kay Hian (U.S.) Inc (“UOBKHUS”), a registered broker-dealer in the United States. Under no circumstances should any recipient of this research report effect any transaction to buy or sell securities or related financial instruments through UOBKHST.

UOBKHUS accepts responsibility for the contents of this research report, subject to the terms set out below, to the extent that it is delivered to and intended to be received by a U.S. person other than a major U.S. institutional investor.

The analyst whose name appears in this research report is not registered or qualified as a research analyst with the Financial Industry Regulatory Authority (“FINRA”) and may not be an associated person of UOBKHUS and, therefore, may not be subject to applicable restrictions under FINRA Rules on communications with a subject company, public appearances and trading securities held by a research analyst account.

Analyst Certification/Regulation AC

Each research analyst of UOBKHSST who produced this report hereby certifies that (1) the views expressed in this report accurately reflect his/her personal views about all of the subject corporation(s) and securities in this report; (2) the report was produced independently by him/her; (3) he/she does not carry out, whether for himself/herself or on behalf of UOBKHSST or any other person, any of the Subject Business involving any of the subject corporation(s) or securities referred to in this report; and (4) he/she has not received and will not receive any compensation that is directly or indirectly related or linked to the recommendations or views expressed in this report or to any sales, trading, dealing or corporate finance advisory services or transaction in respect of the securities in this report. However, the compensation received by each such research analyst is based upon various factors, including UOBKHSST's total revenues, a portion of which are generated from UOBKHSST's business of dealing in securities.

Reports are distributed in the respective countries or jurisdictions by the respective entities and are subject to the additional restrictions listed in the following table.

General	This report is not intended for distribution, publication to or use by any person or entity who is a citizen or resident of or located in any country or jurisdiction where the distribution, publication or use of this report would be contrary to applicable law or regulation.
Hong Kong	This report is distributed in Hong Kong by UOB Kay Hian (Hong Kong) Limited ("UOBKHHK"), which is regulated by the Securities and Futures Commission of Hong Kong. Neither the analyst(s) preparing this report nor his associate, has trading and financial interest and relevant relationship specified under Para. 16.4 of Code of Conduct in the listed corporation covered in this report. UOBKHHK does not have financial interests and business relationship specified under Para. 16.5 of Code of Conduct with the listed corporation covered in this report. Where the report is distributed in Hong Kong and contains research analyses or reports from a foreign research house, please note: (i) recipients of the analyses or reports are to contact UOBKHHK (and not the relevant foreign research house) in Hong Kong in respect of any matters arising from, or in connection with, the analysis or report; and (ii) to the extent that the analyses or reports are delivered to and intended to be received by any person in Hong Kong who is not a professional investor, or institutional investor, UOBKHHK accepts legal responsibility for the contents of the analyses or reports only to the extent required by law.
Indonesia	This report is distributed in Indonesia by PT UOB Kay Hian Sekuritas, which is regulated by Financial Services Authority of Indonesia. Where the report is distributed in Indonesia and contains research analyses or reports from a foreign research house, please note recipients of the analyses or reports are to contact PT UOBKH (and not the relevant foreign research house) in Indonesia in respect of any matters arising from, or in connection with, the analysis or report.
Malaysia	Where the report is distributed in Malaysia and contains research analyses or reports from a foreign research house, the recipients of the analyses or reports are to contact UOBKHM (and not the relevant foreign research house) in Malaysia, at +603-21471988, in respect of any matters arising from, or in connection with, the analysis or report as UOBKHM is the registered person under CMSA to distribute any research analyses in Malaysia.
Singapore	This report is distributed in Singapore by UOB Kay Hian Private Limited ("UOBKH"), which is a holder of a capital markets services licence and an exempt financial adviser regulated by the Monetary Authority of Singapore. Where the report is distributed in Singapore and contains research analyses or reports from a foreign research house, please note: (i) recipients of the analyses or reports are to contact UOBKH (and not the relevant foreign research house) in Singapore in respect of any matters arising from, or in connection with, the analysis or report; and (ii) to the extent that the analyses or reports are delivered to and intended to be received by any person in Singapore who is not an accredited investor, expert investor or institutional investor, UOBKH accepts legal responsibility for the contents of the analyses or reports only to the extent required by law.
Thailand	This report is distributed in Thailand by UOB Kay Hian Securities (Thailand) Public Company Limited, which is regulated by the Securities and Exchange Commission of Thailand.
United Kingdom	This report is being distributed in the UK by UOB Kay Hian (U.K.) Limited, which is an authorised person in the meaning of the Financial Services and Markets Act and is regulated by The Financial Conduct Authority. Research distributed in the UK is intended only for institutional clients.
United States of America ('U.S.')	This report cannot be distributed into the U.S. or to any U.S. person or entity except in compliance with applicable U.S. laws and regulations. It is being distributed in the U.S. by UOB Kay Hian (US) Inc, which accepts responsibility for its contents. Any U.S. person or entity receiving this report and wishing to effect transactions in any securities referred to in the report should contact UOB Kay Hian (US) Inc. directly.

Copyright 2025, UOB Kay Hian Securities (Thailand) Public Company Limited. All rights reserved.

<http://www.utrade.co.th>