

PLEASE CLICK ON THE PAGE NUMBER TO MOVE TO THE RELEVANT PAGE.

KEY HIGHLIGHTS

Update

Bangkok Chain Hospital (BCH TB/BUY/Bt13.40/Target: Bt20.00)

The return of Kuwaiti patients is near.

Page 2

KEY INDICES

Symbol	Close	Chg	%Chg
SET	1,250.09	2.06	0.17
SET50	817.39	0.38	0.05
Value (Btm) - SET	32,516		
Top 5 Sector			
BANK	426.38	5.16	1.23
PETRO	546.24	(5.31)	(0.96)
PROP	153.73	(0.70)	(0.45)
ENERG	16,336.50	148.59	0.92
ICT	193.18	0.08	0.04

Source: Bloomberg

TOP VOLUME

Symbol	Close (Baht)	+/-(% Chg)	5-day ADT (BTm)
KBANK	167.50	2.45	2,572.2
DELTA	150.00	(2.60)	1,955.1
THAI	12.90	5.74	1,890.7
ADVANC	299.00	0.00	1,789.5
KTB	24.80	1.64	1,090.6

TOP GAINERS

Symbol	Close (Baht)	+/-(% Chg)	5-day ADT (BTm)
KC	0.04	33.33	0.7
MVP	0.46	31.43	0.6
LDC	0.38	31.03	1.5
AF	0.47	27.03	0.1
GRAND	0.05	25.00	0.1

TOP LOSERS

Symbol	Close (Baht)	+/-(% Chg)	5-day ADT (BTm)
AKS	0.02	(33.33)	0.1
WAVE	0.03	(25.00)	0.0
STOWER	0.04	(20.00)	0.0
24CS	1.08	(18.18)	32.5
TTI	26.50	(13.11)	0.0

*ADT: Average daily turnover

KEY STATISTICS

Commodity	Current Price	%Chg		
		1m	3M	YTD
Brent crude*	68.1	(5.0)	9.4	(5.8)
Dubai crude*	67.8	(1.1)	8.3	(9.7)
Baltic Dry Index	2,017.0	(4.4)	49.1	102.3
Gold Spot***	3,409.9	2.5	2.8	29.9

*(US\$/bbl), *** (US\$/toz)

FOREIGN PORTFOLIO INVESTMENT IN EQUITIES (THAILAND)

Day (Mil US\$)	MTD Net (Mil US\$)	YTD Net (Mil US\$)	YTD Net YoY%
1.6	(547.8)	(2,385.2)	1,787.6

Source: Bloomberg

Foreign Exchange Rate - THB/US\$ (onshore) = 32.30

Interest Rate (%) - TH Policy Rate = 2.00

Thai Lending Rate (%)* - MLR = 6.90

COMPANY UPDATE

Bangkok Chain Hospital (BCH TB)

The Return Of Kuwait Patients Is Near

We attended BCH's 2Q25 analyst meeting, and the tone was positive. Management updated that the return of Kuwaiti patients is drawing nearer. BCH will not set any additional provisions on the outstanding receivables of Kuwaiti patients as the Kuwaiti officials have indicated a strong commitment to pay off the debt. The outlook in 3Q25 will be challenging, as we had expected, given several headwinds, but the earnings outlook in 4Q25 remains promising. Maintain BUY. Target price: Bt20.00.

WHAT'S NEW

- **Positive tone at the meeting.** We attended Bangkok Chain Hospital's (BCH) 2Q25 analyst meeting, and the tone was positive.
- **Positive development on the return of Kuwaiti patients.** According to management, BCH is one of the eight hospitals to have received official invitations by the Kuwait government to discuss the possibility of continuing the patient referrals. The Kuwaiti officials will be visiting BCH's World Medical Hospital to observe the facilities in Sep 25. It is yet to be confirmed that the referral will continue to the eight named hospitals, but we see this as a great development and believe that BCH is a strong candidate to be selected given its strong track record of treating Kuwaiti patients. Management is optimistic that Kuwaiti patients will return in 4Q25 at a rate of Bt60m revenue per month. We believe that the positive impact will be realised next year, hence the upwards earnings revision.
- **Improvement in the Thai-Cambodia conflict.** From our latest check with BCH, Kasemrad Aranyaprathet Hospital, situated near the Thai-Cambodia border and contributing around 15% of BCH's Cambodian revenue, has been affected the most by the conflict. In 2Q25, revenue from Cambodian patients at this hospital dropped by 30% qoq, while revenue from Thai patients remained stable. The remaining 85% of BCH's Cambodian revenue comes from fly-in patients, which has also shown a slowdown qoq. However, in the last week of Aug 25, BCH saw a substantial return in cross-border patients at Kasemrad Aranyaprathet Hospital, which is a promising sign. As the confrontation has subsided, we believe that the fly-in portion of patients should swiftly return as well.

KEY FINANCIALS

Year to 31 Dec (Btm)	2023	2024	2025F	2026F	2027F
Net turnover	11,729	11,725	12,795	14,452	14,907
EBITDA	2,903	2,709	3,134	3,697	3,907
Operating profit	1,959	1,711	2,156	2,686	2,861
Net profit (rep./act.)	1,406	1,282	1,590	1,999	2,114
Net profit (adj.)	1,406	1,217	1,590	1,999	2,114
EPS (Bt)	0.6	0.5	0.6	0.8	0.8
PE (x)	23.8	27.5	21.0	16.7	15.8
P/B (x)	2.7	2.6	2.4	2.2	2.0
EV/EBITDA (x)	11.5	12.3	10.6	9.0	8.5
Dividend yield (%)	2.6	2.1	2.4	3.0	3.2
Net margin (%)	12.0	10.9	12.4	13.8	14.2
Net debt/(cash) to equity (%)	(4.8)	(3.7)	(9.3)	(15.8)	(21.5)
Interest cover (x)	30.5	49.6	36.7	47.6	50.3
ROE (%)	11.2	10.0	11.8	13.8	13.4
Consensus net profit (Btm)	-	-	1,553	1,730	1,814
UOBKH/Consensus (x)	-	-	1.02	1.16	1.17

Source: Bangkok Chain Hospital, Bloomberg, UOB Kay Hian

BUY

(Maintained)

Share Price	Bt13.40
Target Price	Bt20.00
Upside	+49.3%
(Previous TP)	Bt17.50)

COMPANY DESCRIPTION

The company operates a group of mid-sized hospitals in Bangkok and suburban areas with middle-income locals and patients registered under the government-sponsored social security scheme as primary customer targets.

STOCK DATA

GICS sector	Health Care
Bloomberg ticker:	BCH TB
Shares issued (m):	2,493.7
Market cap (Btm):	33,416.2
Market cap (US\$m):	1,035.2
3-mth avg daily t'over (US\$m):	2.8

Price Performance (%)

52-week high/low Bt19.20/Bt12.30

1mth	3mth	6mth	1yr	YTD
(0.7)	0.0	(10.1)	(15.7)	(12.4)

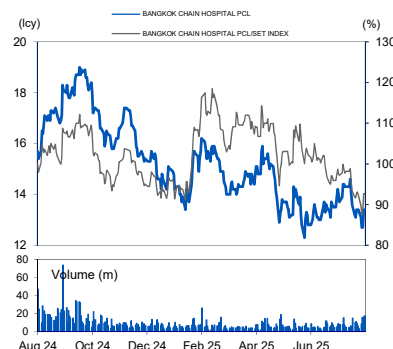
Major Shareholders

	%
Harnphanich family	50.0
Thai NVDR	11.5
Social Security Office	1.9

FY25 NAV/Share (Bt) 5.58

FY25 Net Cash/Share (Bt) 0.52

PRICE CHART



Source: Bloomberg

ANALYST(S)

Benjaphol Suthwanish
+662 659 8301
Benjaphol@uobkayhian.co.th

ASSISTANT ANALYST(S)

Nonpawit Vathanadachakul

STOCK IMPACT

- **No more provision for account receivables for Kuwaiti patients; expect a reversal of provision.** BCH's outstanding receivables from Kuwaiti patients stands at Bt240m, down from the previous estimated Bt1b following partial repayments. BCH has directly spoken with the Ministry of Health of Kuwait and has received reaffirmation that the outstanding receivables will be fully paid. Hence, BCH will not be setting any additional provisions and will reverse the provision of Bt7.2m that they have already set aside. This is another positive development following the direct discussion with the Kuwaiti government.
- **Challenging 3Q25 outlook.** In line with our expectations, management admitted that in 3Q25, it is challenging for BCH to achieve the earnings of last year. The extra revenue from the 26 chronic disease annual review had already been booked in 2Q25 and there are no notable epidemics during this year's rainy season as compared with last year. In addition, the Thai-Cambodian conflict, which started in Jul 25, has also caused a drop in Cambodian patient arrivals. Although this year's AdjRW>2 is Bt12,000 compared with Bt8,000 during the same period last year, we still believe that both top- and bottom lines will drop yoy in 3Q25.

EARNINGS REVISION/RISK

- **Upgrade our 2026-27 net profit forecasts.** We upgrade our 2026-27 net profit forecasts by 10.6% and 10.2% respectively to reflect the expected return of Kuwaiti patients from early-26 onwards.

EARNINGS REVISION

(Bt m)	2026F			2027F		
	New	Previous	Change	New	Previous	Change
Total revenue	14,452	13,732	5.2%	14,907	14,187	5.1%
Operating EBITDA	3,697	3,445	7.3%	3,907	3,647	7.1%
Net profit	1,999	1,807	10.6%	2,114	1,918	10.2%
	Chg (ppt)			Chg (ppt)		
EBITDA margin	25.6%	25.1%	0.49	26.2%	25.7%	0.50
Net profit margin	14.6%	13.9%	0.70	15.2%	14.5%	0.71

Source: BCH, UOB Kay Hian

VALUATION/RECOMMENDATION

- **Maintain BUY with a target price of Bt20.00,** based on a 2026 EV/EBITDA multiple of 14.0x, based on three-year historical mean. Although BCH is unlikely to report a yoy earnings growth in 3Q25, the outlook in 4Q25 is promising. We are positive on BCH due to: a) its strong earnings outlook for 4Q25, and b) the imminent return of high-margin Kuwaiti patients.

ENVIRONMENTAL, SOCIAL, GOVERNANCE (ESG)

CG Report: 5
SET ESG Rating: AA
• Environmental <ul style="list-style-type: none"> - Operates business with a sense of responsibility towards the environment, striving to alleviate or minimise the adverse impacts, both direct and indirect.
• Social <ul style="list-style-type: none"> - Assessed important social issues for the organisation and stakeholders consisting of personnel development, human resource management, human rights, and access to medical services, community engagement, as well as occupational health and safety.
• Governance <ul style="list-style-type: none"> - Places importance on conducting business with integrity, transparency, and responsibility towards the society and all stakeholders. - Prepared a manual on good corporate governance to create an understanding and use it as a guideline for best practices of employees at all levels.

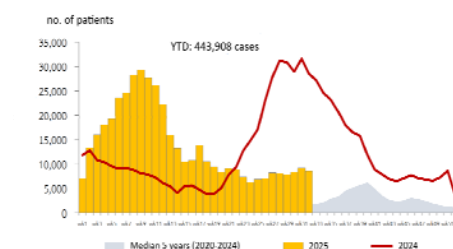
SSO PATIENTS

Social Security revenue hiked by 16.9% yoy, driven by the incremental revenue from 26 chronic diseases.



Source: BCH, UOB Kay Hian

NO. OF INFLUENZA CASES (1 JAN-16 AUG 25)



Source: Department of disease control, UOB Kay Hian

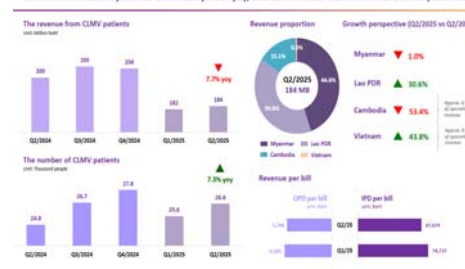
RATE REDUCTION OF COMPLEX TREATMENT

AdjRW>2	Original Rate (Bt)	Reduced to (Bt)
2025	12,000	-
2024	12,000	8,000 (2H24)
2023	12,000	7,200 (Nov, Dec)
2022	12,000	10,000
2021	12,000	Ran out of fund
2020	12,000	Ran out of fund
2019	12,800	7,100 (4Q24)
2018	12,800	8,100

Source: BCH, UOB Kay Hian

CLMV PATIENT BREAKDOWN

Revenue from CLMV patients declined by 7.7% yoy, due to the lower traffic of cross-border patients.



Source: BCH, UOB Kay Hian

PROFIT & LOSS

Year to 31 Dec (Btm)	2024	2025F	2026F	2027F
Net turnover	11,725	12,795	14,452	14,907
EBITDA	2,709	3,134	3,697	3,907
Deprec. & amort.	998	977	1,011	1,046
EBIT	1,711	2,156	2,686	2,861
Total other non-operating income	96	20	21	21
Associate contributions	(1)	1	1	1
Net interest income/(expense)	(55)	(85)	(78)	(78)
Pre-tax profit	1,752	2,092	2,630	2,806
Tax	(346)	(418)	(526)	(533)
Minorities	(123)	(84)	(105)	(159)
Net profit	1,282	1,590	1,999	2,114
Net profit (adj.)	1,217	1,590	1,999	2,114

CASH FLOW

Year to 31 Dec (Btm)	2024	2025F	2026F	2027F
Operating	2,656	2,035	3,209	3,258
Pre-tax profit	1,752	2,092	2,630	2,806
Tax	(346)	(418)	(526)	(533)
Deprec. & amort.	998	977	1,011	1,046
Associates	1	(1)	(1)	(1)
Working capital changes	244	(354)	(9)	(89)
Non-cash items	9	(100)	104	28
Other operating cashflows	(1)	(161)	1	1
Investing	(1,696)	(748)	(1,316)	(1,405)
Capex (growth)	(1,583)	(847)	(1,316)	(1,406)
Investments	606	546	547	548
Others	(719)	(447)	(546)	(547)
Financing	(1,602)	12	(793)	(677)
Dividend payments	(923)	(641)	(795)	(999)
Proceeds from borrowings	0	654	2	2
Loan repayment	(681)	0	0	0
Others/interest paid	2	0	0	320
Net cash inflow (outflow)	(641)	1,299	1,101	1,176
Beginning cash & cash equivalent	2,185	1,544	2,843	3,944
Ending cash & cash equivalent	1,544	2,843	3,944	5,120

BALANCE SHEET

Year to 31 Dec (Btm)	2024	2025F	2026F	2027F
Fixed assets	12,753	12,623	12,928	13,288
Other LT assets	849	810	843	851
Cash/ST investment	1,382	2,843	3,944	5,120
Other current assets	2,391	2,555	2,714	2,845
Total assets	17,375	18,830	20,429	22,103
ST debt	631	132	132	149
Other current liabilities	2,247	1,958	2,211	2,281
LT debt	266	1,419	1,421	1,406
Other LT liabilities	203	262	296	306
Shareholders' equity	12,955	13,904	15,108	16,542
Minority interest	1,072	1,155	1,260	1,420
Total liabilities & equity	17,375	18,830	20,429	22,103

KEY METRICS

Year to 31 Dec (%)	2024	2025F	2026F	2027F
Profitability				
EBITDA margin	23.1	24.5	25.6	26.2
Pre-tax margin	14.9	16.3	18.2	18.8
Net margin	10.9	12.4	13.8	14.2
ROA	7.3	8.8	10.2	9.9
ROE	10.0	11.8	13.8	13.4
Growth				
Turnover	(0.0)	9.1	12.9	3.2
EBITDA	(6.7)	15.7	18.0	5.7
Pre-tax profit	(7.0)	19.4	25.7	6.7
Net profit	(8.8)	24.0	25.7	5.7
Net profit (adj.)	(13.5)	30.7	25.7	5.7
EPS	(13.5)	30.7	25.7	5.7
Leverage				
Debt to total capital	6.0	9.3	8.7	8.0
Debt to equity	6.9	11.2	10.3	9.4
Net debt/(cash) to equity	(3.7)	(9.3)	(15.8)	(21.5)
Interest cover (x)	49.6	36.7	47.6	50.3

Disclosures/Disclaimers

This report is prepared by UOB Kay Hian Securities (Thailand) Public Company Limited ("UOBKHST"), which is a licensed corporation providing Securities Brokerage, Securities Dealing, Underwriting, Derivative Agent and Financial Advisory in Thailand.

This report is provided for information only and is not an offer or a solicitation to deal in securities or to enter into any legal relations, nor an advice or a recommendation with respect to such securities.

This report is prepared for general circulation. It does not have regard to the specific investment objectives, financial situation and the particular needs of any recipient hereof. Advice should be sought from a financial adviser regarding the suitability of the investment product, taking into account the specific investment objectives, financial situation or particular needs of any person in receipt of the recommendation, before the person makes a commitment to purchase the investment product.

This report is confidential. This report may not be published, circulated, reproduced or distributed in whole or in part by any recipient of this report to any other person without the prior written consent of UOBKHST. This report is not directed to or intended for distribution to or use by any person or any entity who is a citizen or resident of or located in any locality, state, country or any other jurisdiction as UOBKHST may determine in its absolute discretion, where the distribution, publication, availability or use of this report would be contrary to applicable law or would subject UOBKHST and its connected persons (as defined in Notification of the Capital Market Supervisory Board No. TorChor. 21/2551 and the Securities and Exchange Act of Thailand) to any registration, licensing or other requirements within such jurisdiction.

The information or views in the report ("Information") has been obtained or derived from sources believed by UOBKHST to be reliable. However, UOBKHST makes no representation as to the accuracy or completeness of such sources or the Information and UOBKHST accepts no liability whatsoever for any loss or damage arising from the use of or reliance on the Information. UOBKHST and its associate may have issued other reports expressing views different from the Information and all views expressed in all reports of UOBKHST and its connected persons are subject to change without notice. UOBKHST reserves the right to act upon or use the Information at any time, including before its publication herein.

Except as otherwise indicated below, (1) UOBKHST, its associates and its officers, employees and representatives may, to the extent permitted by law, transact with, perform or provide broking, underwriting, corporate finance-related or other services for or solicit business from, the subject corporation(s) referred to in this report; (2) UOBKHST, its associate and its officers, employees and representatives may also, to the extent permitted by law, transact with, perform or provide broking or other services for or solicit business from, other persons in respect of dealings in the securities referred to in this report or other investments related thereto; (3) the officers, employees and representatives of UOBKHST may also serve on the board of directors or in trustee positions with the subject corporation(s) referred to in this report. (All of the foregoing is hereafter referred to as the "Subject Business"); and (4) UOBKHST may otherwise have an interest (including a proprietary interest) in the subject corporation(s) referred to in this report.

As of the date of this report, no analyst responsible for any of the content in this report has any proprietary position or material interest in the securities of the corporation(s) which are referred to in the content they respectively author or are otherwise responsible for.

IMPORTANT DISCLOSURES FOR U.S. PERSONS

This research report is prepared by UOBKHST, a company authorized, as noted above, to engage in securities and derivative activities in Thailand. UOBKHST is not a registered broker-dealer in the United States and, therefore, is not subject to U.S. rules regarding the preparation of research reports and the independence of research analysts. This research report is provided for distribution by UOBKHST (whether directly or through its US registered broker dealer affiliate named below) to "major U.S. institutional investors" in reliance on the exemption from registration provided by Rule 15a-6 of the U.S. Securities Exchange Act of 1934, as amended (the "Exchange Act"). All US persons that receive this document by way of distribution from or which they regard as being from UOBKHST by their acceptance thereof represent and agree that they are a major institutional investor and understand the risks involved in executing transactions in securities.

Any U.S. recipient of this research report wishing to effect any transaction to buy or sell securities or related financial instruments based on the information provided in this research report should do so only through UOB Kay Hian (U.S.) Inc ("UOBKHUS"), a registered broker-dealer in the United States. Under no circumstances should any recipient of this research report effect any transaction to buy or sell securities or related financial instruments through UOBKHST.

UOBKHUS accepts responsibility for the contents of this research report, subject to the terms set out below, to the extent that it is delivered to and intended to be received by a U.S. person other than a major U.S. institutional investor.

The analyst whose name appears in this research report is not registered or qualified as a research analyst with the Financial Industry Regulatory Authority ("FINRA") and may not be an associated person of UOBKHUS and, therefore, may not be subject to applicable restrictions under FINRA Rules on communications with a subject company, public appearances and trading securities held by a research analyst account.

Analyst Certification/Regulation AC

Each research analyst of UOBKHSST who produced this report hereby certifies that (1) the views expressed in this report accurately reflect his/her personal views about all of the subject corporation(s) and securities in this report; (2) the report was produced independently by him/her; (3) he/she does not carry out, whether for himself/herself or on behalf of UOBKHSST or any other person, any of the Subject Business involving any of the subject corporation(s) or securities referred to in this report; and (4) he/she has not received and will not receive any compensation that is directly or indirectly related or linked to the recommendations or views expressed in this report or to any sales, trading, dealing or corporate finance advisory services or transaction in respect of the securities in this report. However, the compensation received by each such research analyst is based upon various factors, including UOBKHSST's total revenues, a portion of which are generated from UOBKHSST's business of dealing in securities.

Reports are distributed in the respective countries or jurisdictions by the respective entities and are subject to the additional restrictions listed in the following table.

General	This report is not intended for distribution, publication to or use by any person or entity who is a citizen or resident of or located in any country or jurisdiction where the distribution, publication or use of this report would be contrary to applicable law or regulation.
Hong Kong	This report is distributed in Hong Kong by UOB Kay Hian (Hong Kong) Limited ("UOBKHHK"), which is regulated by the Securities and Futures Commission of Hong Kong. Neither the analyst(s) preparing this report nor his associate, has trading and financial interest and relevant relationship specified under Para. 16.4 of Code of Conduct in the listed corporation covered in this report. UOBKHHK does not have financial interests and business relationship specified under Para. 16.5 of Code of Conduct with the listed corporation covered in this report. Where the report is distributed in Hong Kong and contains research analyses or reports from a foreign research house, please note: (i) recipients of the analyses or reports are to contact UOBKHHK (and not the relevant foreign research house) in Hong Kong in respect of any matters arising from, or in connection with, the analysis or report; and (ii) to the extent that the analyses or reports are delivered to and intended to be received by any person in Hong Kong who is not a professional investor, or institutional investor, UOBKHHK accepts legal responsibility for the contents of the analyses or reports only to the extent required by law.
Indonesia	This report is distributed in Indonesia by PT UOB Kay Hian Sekuritas, which is regulated by Financial Services Authority of Indonesia. Where the report is distributed in Indonesia and contains research analyses or reports from a foreign research house, please note recipients of the analyses or reports are to contact PT UOBKH (and not the relevant foreign research house) in Indonesia in respect of any matters arising from, or in connection with, the analysis or report.
Malaysia	Where the report is distributed in Malaysia and contains research analyses or reports from a foreign research house, the recipients of the analyses or reports are to contact UOBKHM (and not the relevant foreign research house) in Malaysia, at +603-21471988, in respect of any matters arising from, or in connection with, the analysis or report as UOBKHM is the registered person under CMSA to distribute any research analyses in Malaysia.
Singapore	This report is distributed in Singapore by UOB Kay Hian Private Limited ("UOBKH"), which is a holder of a capital markets services licence and an exempt financial adviser regulated by the Monetary Authority of Singapore. Where the report is distributed in Singapore and contains research analyses or reports from a foreign research house, please note: (i) recipients of the analyses or reports are to contact UOBKH (and not the relevant foreign research house) in Singapore in respect of any matters arising from, or in connection with, the analysis or report; and (ii) to the extent that the analyses or reports are delivered to and intended to be received by any person in Singapore who is not an accredited investor, expert investor or institutional investor, UOBKH accepts legal responsibility for the contents of the analyses or reports only to the extent required by law.
Thailand	This report is distributed in Thailand by UOB Kay Hian Securities (Thailand) Public Company Limited, which is regulated by the Securities and Exchange Commission of Thailand.
United Kingdom	This report is being distributed in the UK by UOB Kay Hian (U.K.) Limited, which is an authorised person in the meaning of the Financial Services and Markets Act and is regulated by The Financial Conduct Authority. Research distributed in the UK is intended only for institutional clients.
United States of America ('U.S.')	This report cannot be distributed into the U.S. or to any U.S. person or entity except in compliance with applicable U.S. laws and regulations. It is being distributed in the U.S. by UOB Kay Hian (US) Inc, which accepts responsibility for its contents. Any U.S. person or entity receiving this report and wishing to effect transactions in any securities referred to in the report should contact UOB Kay Hian (US) Inc. directly.

Copyright 2025, UOB Kay Hian Securities (Thailand) Public Company Limited. All rights reserved.

<http://www.utrade.co.th>